

vtech®

User's Manual

Spin & Learn Color Flashlight™



© 2012 VTech
Printed in China
91-002672-000

Dear Parent,

Ever notice the look on your baby's face when they learn something new through their own discovery? These self-accomplished moments are a parent's greatest reward. To help fulfill them, **VTech**® created the **Infant Learning**® series of toys.

These unique interactive learning toys directly respond to what children do naturally – play! Using innovative technology, these toys react to baby's interactions, making each play experience fun and unique as they learn age-appropriate concepts like first words, numbers, shapes, colors and music. More importantly, **VTech**®'s **Infant Learning**® toys develop baby's mental and physical abilities by inspiring, engaging and teaching.

At **VTech**®, we know that a child has the ability to do great things. That's why all of our electronic learning products are uniquely designed to develop a child's mind and allow them to learn to the best of their ability. We thank you for trusting **VTech**® with the important job of helping your child learn and grow!

Sincerely,

Your friends at **VTech**®

To learn more about the **Infant Learning**® series and other **VTech**® toys, visit www.vtechkids.com

INTRODUCTION

Thank you for purchasing the **VTech® Spin & Learn Color Flashlight™**!

The **Spin & Learn Color Flashlight™** from **VTech®** will light up your child's life! With its engaging ladybug button and three number buttons, your child will learn all about numbers as they hear fun songs. The flashlight glows with a rainbow of colors and can be changed by spinning the ring that also teaches your child about colors and animals. With its easy-to-grip handle, your child will want to take the **VTech® Spin & Learn Color Flashlight™** with them on every learning adventure!

LADYBUG
BUTTON

ANIMAL
RING

NUMBER
BUTTONS

ON/OFF VOLUME
CONTROL SWITCH



Introduction

2

INCLUDED IN THIS PACKAGE

- One VTech® Spin & Learn Color Flashlight™
- One User's Manual

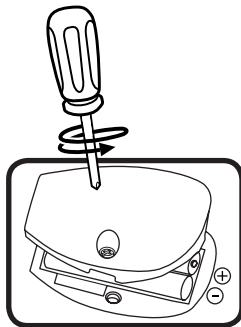
WARNING: All packing materials, such as tape, plastic sheets, and tags are not part of this toy, and should be discarded for your child's safety.

NOTE: Please keep the user's manual as it contains important information.

INSTRUCTIONS

BATTERY INSTALLATION

1. Make sure the unit is turned OFF.
2. Locate the battery cover on the back of the unit. Use a screwdriver to loosen the screw.
3. Install 2 new 'AAA' (AM-4/LR03) batteries following the diagram inside the battery box.
4. Replace the battery cover and tighten the screw to secure.



BATTERY NOTICE

- Use new alkaline batteries for maximum performance.
- Use only batteries of the same or equivalent type as recommended.
- Do not mix different types of batteries: alkaline, standard (carbon-zinc) or rechargeable (Ni-Cd, Ni-MH), or new and used batteries.
- Do not use damaged batteries.
- Insert batteries with the correct polarity.
- Do not short-circuit the battery terminals.

- Remove exhausted batteries from the toy.
- Remove batteries during long periods of non-use.
- Do not dispose of batteries in fire.
- Do not charge non-rechargeable batteries.
- Remove rechargeable batteries from the toy before charging (if removable).
- Rechargeable batteries are only to be charged under adult supervision.

PRODUCT FEATURES


1. VOLUME SELECTOR SWITCH

To turn the unit **ON**, slide the **VOLUME SELECTOR SWITCH** to the **LOW** (🔊) or **HIGH POSITION** (🔊). To turn the unit **OFF**, slide the **VOLUME SELECTOR SWITCH** to the **OFF** (●) position.



2. AUTOMATIC SHUT-OFF

To preserve battery life, the **VTech® Spin & Learn Color Flashlight™** will automatically power-down after approximately 45 seconds without input. The unit can be turned on again by pressing any button or turning the animal ring.




ACTIVITIES

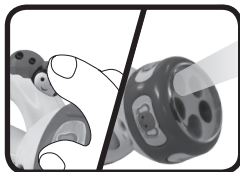
1. Slide the **VOLUME SELECTOR SWITCH** to **LOW** or **HIGH** position to turn the unit on. You will hear an entertaining sing-along-song and a fun phrase. The light will flash with the sounds and will remain on for about 5s.



2. Turn the animal **RING** to any position to hear fun sound effects, color names and short tunes. Turn the ring a second time to hear the animal sounds, their names and fun jungle tunes. The clear light will remind you to continue to explore. The light will flash with the sounds and will remain on for about 5s.



3. Press the **Ladybug button** to hear her name, sounds and song. The ladybug will invite you to explore and flash the light on and off.



4. Press a **NUMBER button** to hear and learn numbers one, two and three. The number names will play the first time the buttons are pressed. Short tunes will play the next time the numbers are pressed. Pressing a number button when a tune is playing will jam the number names and fun sound effects along with the tune.







MELODY LIST

1. The Bear Went Over the Mountain
2. William Tell Overture
3. Toreador Song
4. Home Sweet Home
5. Hickory Dickory Dock
6. The Teddy Bear's Picnic

SING-ALONG SONG


Red, green, yellow, blue, let's follow the jungle crew!

CARE & MAINTENANCE

- 
1. Keep the unit clean by wiping it with a slightly damp cloth.
 2. Keep the unit out of direct sunlight and away from any direct heat source.
 3. Remove the batteries when the unit will not be in use for an extended period of time.
 4. Do not drop the unit on hard surfaces and do not expose the unit to moisture or water.
- 

TROUBLESHOOTING

If for some reason the program/activity stops working or malfunctions, please follow these steps:

1. Please turn the unit **OFF**.
 2. Interrupt the power supply by removing the batteries.
 3. Let the unit stand for a few minutes, then replace the batteries.
 4. Turn the unit **ON**. The unit should now be ready to play again.
- 

5. If the product still does not work, replace with an entire set of new batteries.

If the problem persists, please call our Consumer Services Department at 1-800-521-2010 in the U.S. or 1-877-352-8697 in Canada, and a service representative will be happy to help you.


For information on this product's warranty, please call **VTech**® at 1-800-521-2010 in the U.S. or 1-877-352-8697 in Canada.

IMPORTANT NOTE:

Creating and developing **Infant Learning** products is accompanied by a responsibility that we at **VTech**® take very seriously. We make every effort to ensure the accuracy of the information, which forms the value of our products. However, errors sometimes can occur. It is important for you to know that we stand behind our products and encourage you to call our Consumer Services Department at 1-800-521-2010 in the U.S. or 1-877-352-8697 in Canada, with any problems and/or suggestions that you might have. A service representative will be happy to help you.

Note:

This equipment has been tested and found to comply with the limits for a Class B digital device, pursuant to Part 15 of the FCC Rules. These limits are designed to provide reasonable protection against harmful interference in a residential installation. This equipment generates, uses and can radiate radio frequency energy and, if not installed and used in accordance with the instructions, may cause harmful interference to radio communications. However, there is no guarantee that interference will not occur in a particular installation. If this equipment does cause harmful interference to radio or television reception, which can be determined by turning the equipment off and on, the user is encouraged to try to correct the interference by one or more of the following measures:

- 
- Reorient or relocate the receiving antenna
 - Increase the separation between the equipment and receiver
 - Connect the equipment into an outlet on a circuit different from that to which the receiver is connected
 - Consult the dealer or an experienced radio/TV technician for help

Caution: changes or modifications not expressly approved by the party responsible for compliance could void the user's authority to operate the equipment.

THIS DEVICE COMPLIES WITH PART 15 OF THE FCC RULES. OPERATION IS SUBJECT TO THE FOLLOWING TWO CONDITIONS:
(1) THIS DEVICE MAY NOT CAUSE HARMFUL INTERFERENCE, AND
(2) THIS DEVICE MUST ACCEPT ANY INTERFERENCE RECEIVED, INCLUDING INTERFERENCE THAT MAY CAUSE UNDESIRABLE OPERATION.

THIS CLASS B DIGITAL APPARATUS COMPLIES WITH CANADIAN ICES-003.

CET APPAREIL NUMÉRIQUE DE LA CLASSE B EST CONFORME À LA NORME NMB-003 DU CANADA.

CLASS 1
LED PRODUCT

Other info

8